

This March dive into a new book for a new adventure and let your imagination run wild!

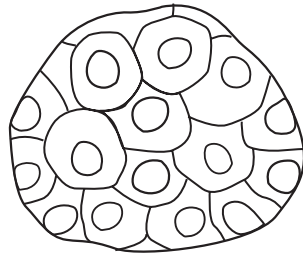
INSTRUCTIONS: MAKE YOUR OWN BOOKMARK

1. Color and decorate your bookmark.
2. Cut it out along the marked edges.
3. Fold your bookmark in half.
4. Tape or glue the two halves together.
5. Start reading a new book.
6. Use your bookmark to keep your place!


FOLD

CUT 


FACTS ABOUT THE STATE OF
MICHIGAN



Petoskey Stone
STATE STONE




Apple Blossom
STATE FLOWER



Painted Turtle
STATE REPTILE

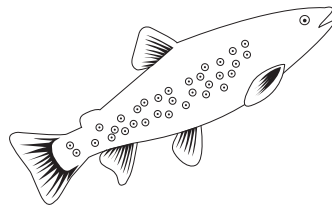
FACTS ABOUT THE STATE OF
MICHIGAN



White Pine
STATE TREE



Mastodon
STATE FOSSIL



Brook Trout
STATE FISH

TAPE

TAPE

TAPE